



TEHAMA COUNTY CROP & LIVESTOCK REPORT

2023



RED BLUFF WILD ART HORSES


Tehama Creatives and the Red Bluff Arts District have joined forces in bringing the Red Bluff Wild Art Horses project to life.

The Wild Art Horses honor the old tradition of running horses down Main Street during the Red Bluff Round up festivities.

The horses are sponsored by local businesses and individuals, painted by local artists, welded by the Red Bluff High School welding department, and displayed around town.

Locations of the horses can be found on the Red Bluff Arts District website www.rbartsdistrict.com and click on the art map.





COUNTY OF TEHAMA Department of Agriculture

1834 Walnut Street • P.O. Box 38 • Red Bluff, CA 96080

PHONE: (530) 527-4504

FAX: (530) 529-1049

Thomas A. Moss
Agricultural Commissioner
Sealer of Weights & Measures
tmoss@tehama.gov

Ryan Knight
Deputy Agricultural Commissioner
rknight@tehama.gov

Karen Ross, Secretary,
California Department of Food and Agriculture

The Honorable Board of Supervisors, Tehama County

Bill Moule, District 1
Candy Carlson, District 2
Pati Nolen, District 3
Matt Hansen, District 4
John Leach, Chair, District 5

It is my pleasure to present the 2023 Tehama County Crop and Livestock Report that is prepared pursuant to the provisions of Section 2279 of the California Food and Agricultural Code. This annual report is a summary estimate of acreage, yields, and production values for the agricultural industry in Tehama County. All figures in the report represent gross values only and do not reflect net income of producers.

The total gross value of Tehama County agricultural production in 2023 was \$303,366,000. This represents an increase of 34% (\$76,547,800) from the value in 2022.

Walnuts were once again Tehama County's top crop with an overall value of \$54,571,900. Fruit and nut crops continued to be the top producing category, with a total value of \$185,295,400, which represents an overall increase of 53% from 2022.

Walnuts increased by (21%), due to increased yields. Other crops that increased in value include: almonds (111%), table olives (270%), oil olives (83%) prunes (14%), grapes (59%) apiary products & services (24%), vegetable crops (25%), nursery (47%), beef cattle (27%).

Field crops decreased in value by (19%) due to lower values across the board and seed crop value decreased by (43%) due to a significant drop in the number of acres planted, pistachios (-41%), livestock/poultry products (-30%)

The top five highest value agricultural commodities for Tehama County in 2023 were:

Walnuts	\$54,571,900
Almonds	\$50,609,000
Table Olives	\$30,173,100
Beef	\$29,549,100
Apiary	\$26,078,900


My sincere appreciation is extended to the growers, processors, government agencies, and others that provided information used in preparing this report. This publication would not be possible without their combined efforts. I wish to thank my staff that assisted in compiling this report with special recognition to Agricultural Biologist Kim Smith for the report's overall coordination and production.

Respectfully submitted,

Thomas A. Moss
Agricultural Commissioner/Sealer of Weights & Measures

TOP 5 HIGHEST VALUE CROPS

#1 WALNUTS



#2 ALMONDS



#3 TABLE OLIVES



#5 APIARY



#4 BEEF



TABLE OF CONTENTS

Fruit and Nut Crops	1
Field Crops	2
Seed Crops	3
Vegetable Crops	3
Nursery Products.....	3
Livestock and Poultry.....	4
Livestock and Poultry Products	5
Pasture and Range	5
Apiary Products and Services	6
Timber Products	6
Summary	7
A Glimpse into the Past	8
Sustainable Agricultural Report.....	9
Sustainable Agricultural Report.....	10
Organic Farming and Direct Marketing	11
Tehama County Exports	12
Weights and Measures	13
Department of Agriculture/ Weights and Measures Staff	14

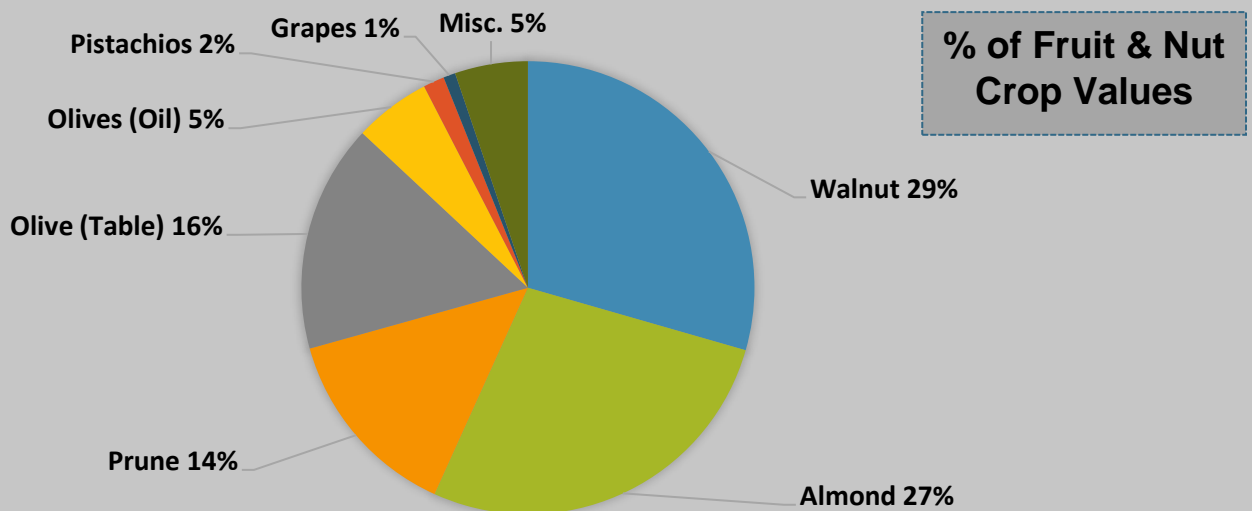


FRUIT AND NUT CROPS

Crop	Year	Bearing Acres	Yield (tons/acre)	Total Tons	Value/Ton	Total Value
Almond (meats)	2023	20,872	0.71	14,819	\$3,415	\$50,609,000
	2022	19,970	0.38	7,589	\$3,157	\$23,958,500
Olives, Table**	2023	3,842	6.13	23,551	1,281	30,173,100
	2022	3,867	1.88	7,271	1,122	8,156,200
Olives, Oil**	2023	3,635	3.99	14,504	698	10,123,600
	2022	3,790	2.02	7,656	721	5,523,000
Prunes	2023	5,168	2.42	12,507	2,061	25,775,100
	2022	5,094	2.03	10,340	2,186	22,607,400
Walnuts (in shell)	2023	30,203	2.39	72,185	756	54,571,900
	2022	30,665	1.96	60,104	753	45,276,900
Grapes**	2023	204	4.57	932	1,705	1,588,700
	2022	209	2.46	513	1,943	996,800
Pistachios	2023	682	1.24	846	3,307	2,797,700
	2022	737	1.53	1,128	4,189	4,725,200
Miscellaneous*	2023					9,656,300
	2022					9,826,900
Total	2023					\$185,295,400
	2022					\$121,070,900

*Misc.: Almond Hulls, Apples, Apricots, Blueberries, Cherries, Mandarins, Oranges, Organic Figs, Peaches, Pecans, Persimmons, Pomegranates, Walnut Shells, Citrus, Stone Fruit, & Pome Fruit.

**Reported yield for grapes and olives reflects loss due to severe weather conditions in various areas of the county in 2022.





FIELD CROPS

Crop	Year	Harvested Acres	Yield (tons/acre)	Total Tons	Value/Ton	Total Value
Wheat Hay	2023	2,467	2.59	6,390	\$235	\$1,501,700
	2022	2,453	2.67	6,550	\$309	\$2,024,000
Corn	2023	386	4.70	1,814	176	319,300
	2022	687	4.90	3,366	273	918,900
Alfalfa Hay	2023	1,399	5.04	7,051	234	1,649,900
	2022	1,132	4.02	4,551	341	1,551,900
Grain Hay	2023	1,069	3.50	3,742	207	774,600
	2022	826	3.48	2,874	249	715,600
Hay, Other**	2023	1,961	3.30	6,471	245	1,585,400
	2022	1,152	2.85	3,283	327	1,073,500
Miscellaneous*	2023					975,200
	2022					2,145,700
Total	2023					\$6,806,100
	2022					\$8,429,600

*Misc.: Barley, Beans, Hops, Lavender, Loofah, Safflower, & Wild Rice.

**Moved Rye Grass, and Sudan Grass Hay from Miscellaneous to Hay, Other.





SEED CROPS

	Year	Harvested Acres	Total Value
Miscellaneous*	2023	76	\$970,100
	2022	121	**\$1,692,700

*Includes Certified and Uncertified Sunflowers & Wheat

**Increase in seed prices

VEGETABLE CROPS

	Year	Harvested Acres	Total Value
Misc. Vegetables*	2023	152	\$455,100
	2022	121	\$363,000

*Includes Certified Farmer's Markets & Roadside Stands

NURSERY PRODUCTS

	Year	Total Value
Nursery*	2023	\$21,746,500
	2022	\$14,748,400

*Includes Bamboo, Berries, Grapevines, Figs & Bedding Plants



LIVESTOCK AND POULTRY

	Year	Number of Head Sold	Total Live Weight (cwt)	Value/cwt	Total Value
Calves	2023	5,301	29,101	\$205	\$5,965,700
	2022	5,359	29,422	\$180	\$5,296,000
Feeders	2023	12,368	86,578	195	16,882,700
	2022	12,505	87,534	144	12,604,900
Registered Stock	2023	351			2,451,200
	2022	332			2,306,989
Cows & Bulls	2023	3,392	44,732	95	4,249,500
	2022	3,456	45,576	68	3,099,200
Dairy Cattle	2023				2,026,600
	2022				1,751,000
Meat Goats	2023	2,500	2,500	284	710,000
	2022	2,500	2,500	322	805,000
Misc. Livestock*	2023				2,692,200
	2022				2,526,400
Total	2023				\$34,977,900
	2022				\$28,389,500

*Misc.: Aquaculture, Sheep & Lambs, Hogs & Pigs, Bison, Poultry, Rabbits, & Misc. Fowl





LIVESTOCK AND POULTRY PRODUCTS

	Year	Production	Value	Total Value
Milk*	2023	608,430 cwt	\$19.20/cwt	\$11,681,900
	2022	619,905 cwt	\$24.95/cwt	\$15,466,600
Animal Fiber**	2023	2,055 hd	1.80/lb	36,990
	2022	2,055 hd	1.40/lb	28,770
Eggs	2023			310,300
	2022			1,661,400
Total	2023			\$12,029,200
	2022			\$17,156,800

*Source: National Agricultural Statistics Service

**Animal Fiber: Includes Wool & Alpaca Fiber

PASTURE AND RANGE

	Year	Acres	Value/Acre	Total Value
Irrigated Pasture	2023	16,708	\$240	\$4,009,900
	2022	17,476	\$240	\$4,194,200
Range	2023	912,988	12.00	10,955,900
	2022	913,098	10.70	9,770,100
Stubble*	2023	4,689	8.75	41,000
	2022	5,257	8.75	46,000
Total	2023			\$15,006,800
	2022			\$14,010,300

*Includes Rice, Sudan, Barley & Wheat



APIARY PRODUCTS AND SERVICES

	Year	Colonies	Value/Colony	Total Value
Pollination	2023	42,719	\$201	\$8,586,600
	2022	40,971	\$201	\$8,235,100
Apiary Products*	2023			17,492,300
	2022			12,721,900
Total	2023			\$26,078,900
	2022			\$20,957,000

*Includes Honey, Queens, Wax, & Package Bees



TIMBER PRODUCTS

	Year	Harvested Board Feet	Total Value
Timber Products*	2023	62,463,000	\$9,433,054
	2022	22,084,000	\$2,150,831

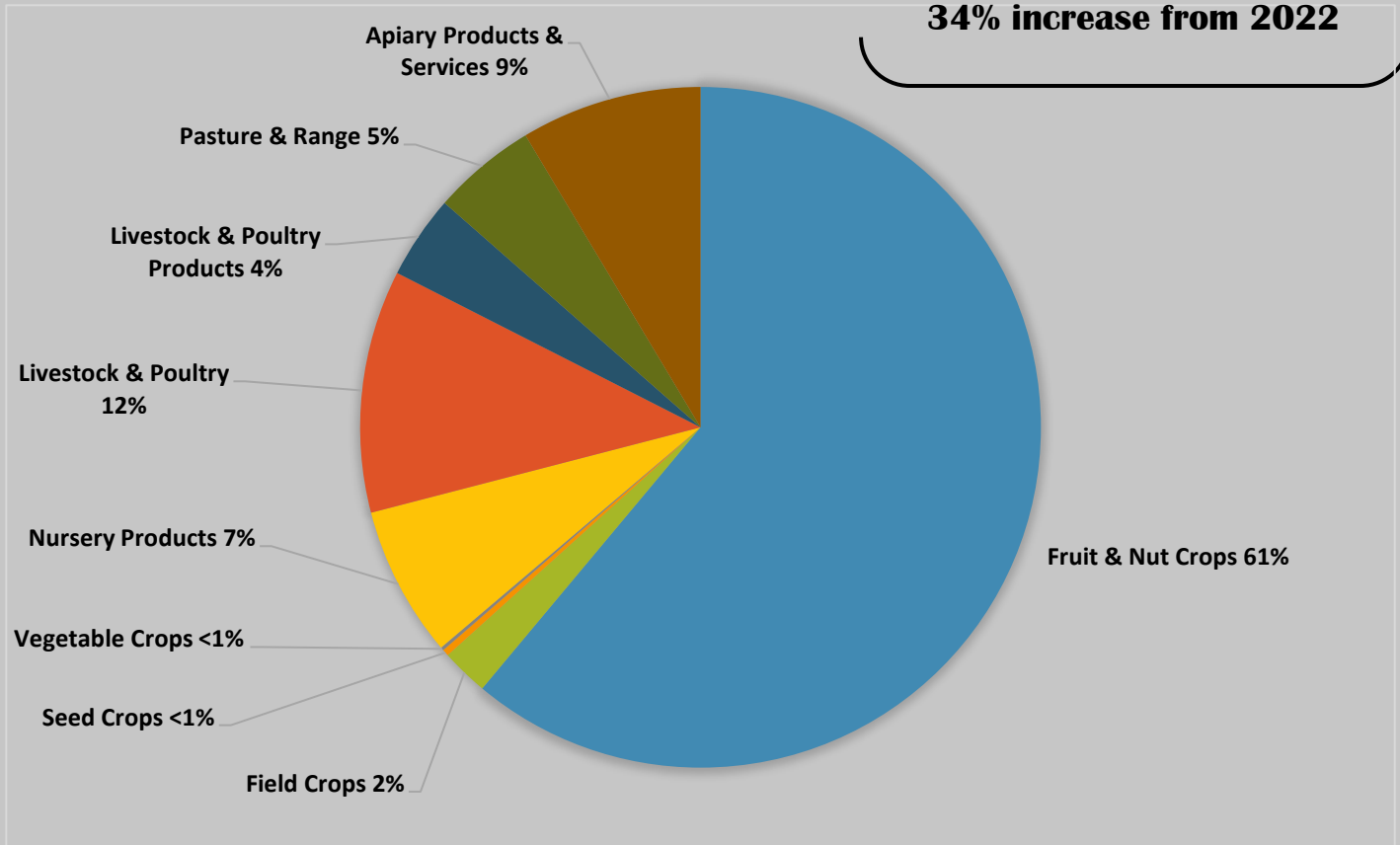
*Data Provided by National Agricultural Statistics Service

SUMMARY

\$303,366,000

2023 Total Crop Value

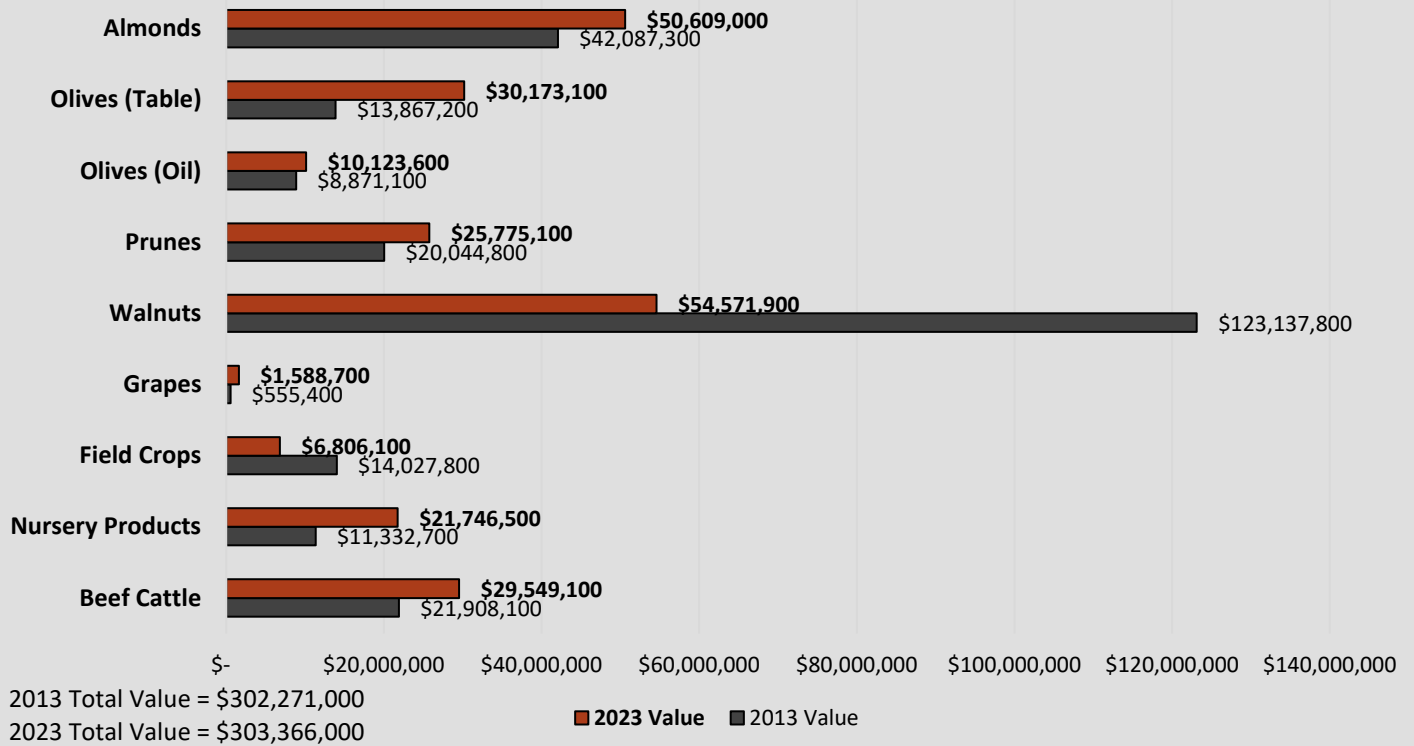
34% increase from 2022



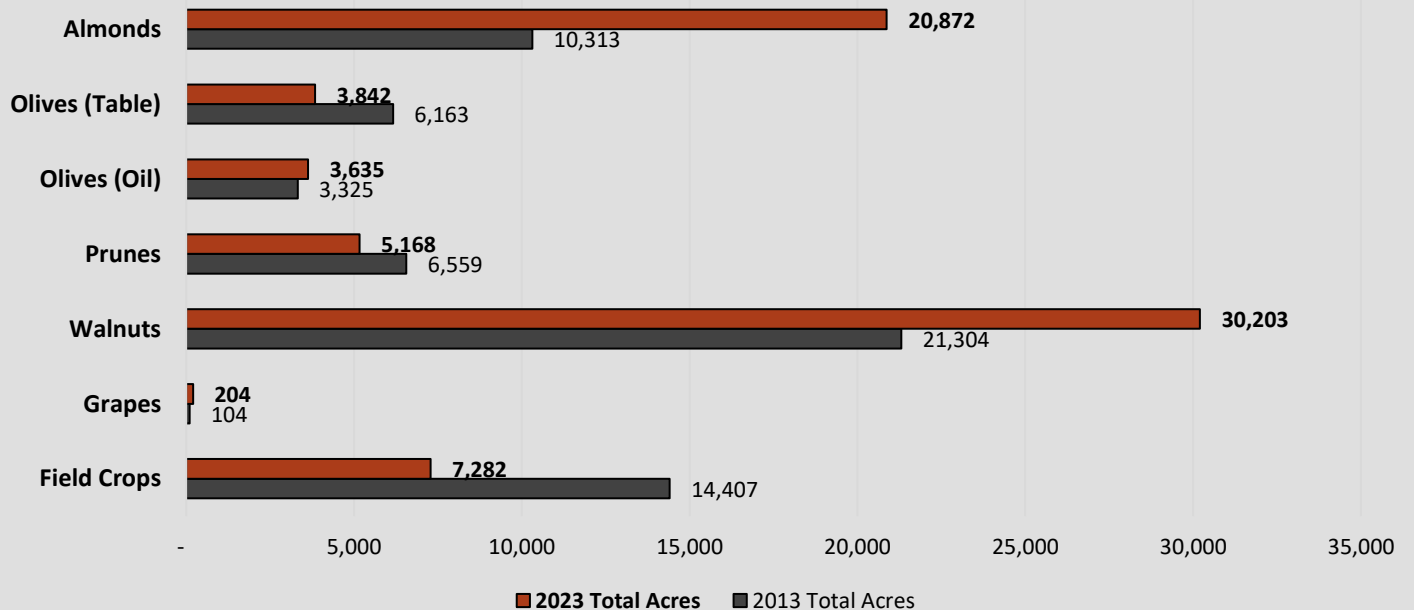
Commodity	2021	2022	2023	2022-2023 % Change
Fruit & Nut Crops	\$228,340,500	\$121,070,900	\$185,295,400	53%
Field Crops	6,995,600	8,429,600	6,806,100	-19%
Seed Crops	819,200	1,692,700	970,100	-43%
Vegetable Crops	281,800	363,000	455,100	25%
Nursery Products	17,600,400	14,748,400	21,746,500	47%
Livestock & Poultry	32,474,500	28,389,500	34,977,900	23%
Livestock & Poultry Products	12,542,900	17,156,800	12,029,200	-30%
Pasture & Range	14,032,000	14,010,300	15,006,800	7%
Apiary Products & Services	19,976,900	20,957,000	26,078,900	24%
Total	\$333,063,800	\$226,818,200	\$303,366,000	34%

A GLIMPSE INTO THE PAST

CROP VALUES



TOTAL ACRES



SUSTAINABLE AGRICULTURAL REPORT

In accordance with Section 2272 of the California Food and Agriculture Code, the Sustainable Agricultural Report provides a brief account of efforts being made to exclude or eradicate exotic pests and to best manage those which already exist in a manner most conducive to the protection of agricultural production and our environment.

Quarantine Inspections – 1st Line of Defense

During 2023, 211 shipments of agricultural products were inspected for compliance with quarantine requirements, which resulted in no live detections. These included 50 border station hold notices (008), 102 glassy-winged sharpshooter interior hold notices (blue tags), and 59 truckloads of bee hives.

Pest Prevention – 2nd Line of Defense

Tehama County's pest prevention program included pest detection trapping for several exotic pests. Trapping and nursery inspections were conducted for light brown apple moth and glassy-winged sharpshooter. European grapevine moth traps were placed in commercial grape vineyards. Asian citrus psyllid traps were deployed throughout the county during a winter trapping survey.



Glassy-winged Sharpshooter
126 traps deployed
No detections



Light Brown Apple Moth
53 traps deployed
No detections



European Grapevine Moth
17 traps deployed
No detections



Asian Citrus Psyllid
124 traps deployed
No detections



Mediterranean Fruit Fly
63 traps deployed
No detections



Oriental Fruit Fly
23 traps deployed
No detections



Melon Fly
18 traps deployed
No detections



Japanese Beetle
29 traps deployed
No detections



Spongy Moth
220 traps deployed
No detections



Small Hive Beetle

SUSTAINABLE AGRICULTURAL REPORT

Noxious Weeds

Tehama County encompasses approximately 1,904,640 acres, which are surveyed by our department for noxious weeds listed by California Department of Food and Agriculture. In 2023, five noxious weeds were under eradication and five species were under limited control treatment.

Eradiation Species – 3rd Line of Defense

Limited-Control Species



Canada Thistle
Cirsium arvense
B-rated



Spotted Knapweed
Centaurea stoebe
A-rated



Whitehorse Nettle
Solanum elaeagnifolium
B-rated



Perennial Peppergrass
Lepidium latifolium
B-rated



Skeleton Weed
Chondrilla juncea
A-rated



Dalmatian Toad-Flax
Linaria dalmatica
A-rated



Oblong Spurge
Euphorbia oblongata
B-rated



Heart-podded Hoarygrass
Lepidium draba
B-rated



Russian Knapweed
Acroptilon repens
B-rated



Rattlebox
Sesbania punicea
B-rated

ORGANIC FARMING AND DIRECT MARKETING

Organic Farming

Twenty-six organic growers registered in Tehama County in 2023. Organically farmed land totaled 13,651 acres, including rangeland. Operations range from small gardens catering to local Certified Farmer's Markets to livestock, dairy, orchard, and field crop producers providing products on a larger scale



Certified Farmer's Markets (Direct Marketing)

Certified Farmer's Markets are diverse marketplaces that allow farmers to sell directly to the consumer and allows the consumer to directly interact with the farmer to learn how their food is produced. Tehama County issued 29 Certified Producer Certificates in 2023.

2023 Certified Farmer's Markets

Red Bluff Chamber of Commerce Certified Farmer's Market

Wednesday Market

Washington and Pine Streets, Downtown Red Bluff
June-August
Wednesdays, 5-8 P.M.

Saturday Market

100 Main Street, Red Bluff
Year-Round
Saturdays 9 A.M. – 1 P.M.

TEHAMA COUNTY EXPORTS

Phytosanitary certificates are documents stating that a said plant or plant product is free from pests and diseases, which are required by an importing country. Import requirements are designed to protect the importing countries' agricultural industry from insects and diseases, which have the potential to arrive with the shipment, and to ensure a higher quality product.

USDA Phytosanitary Certificates Issued: 1,877

Global Exports: Almonds, Figs, Lumber,
Strawberry Plants, Walnuts, Walnut Shells, & Wine Grapevines.

Importing Countries



State Phytosanitary Certificates Issued: 49

State Exports: Strawberry Plants,
Olive Trees, & Wine Grapevines

Importing States:

Colorado, Florida, Hawaii, North Carolina, New
York, Oregon, Washington.

WEIGHTS AND MEASURES

Tehama County Weights and Measures performs routine inspections on several types of weighing and measuring devices each year within our county. This service provides protection to sellers and consumers from inaccurate or faulty weighing and measuring devices. Other weights and measures programs that Tehama County implements include Petroleum Inspections, Quantity Control, Price Verification, and Weighmaster. We also investigate all complaints received within the various weights and measures programs.

2023 Commercial Devices Inspected

Measuring Devices

Utilities (Electric, Vapor, Water)	2564
Liquified Gas Meters	34
Motor Fuel Meters	1094
Miscellaneous Meters	22

Weighing Devices

Computing/Counter Scales	163
Dormant/Platform Scales	49
Hanging Scales	2
Livestock & Animal Scales	28
Monorail & Meat Beam Scales	6
Prescription/Jeweler/Grading Scales	22
Vehicle Scales	44



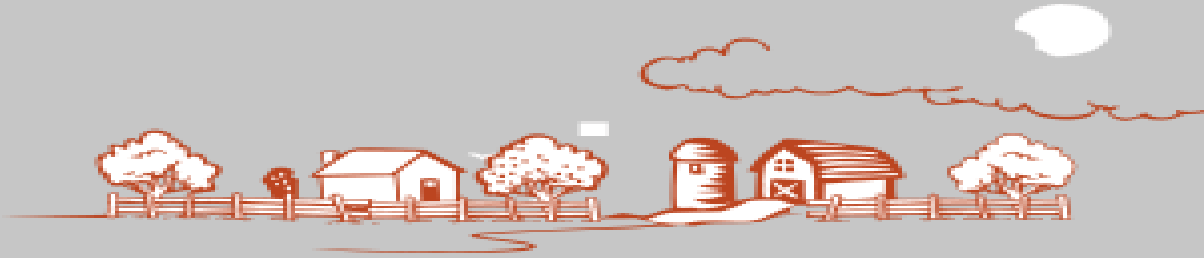
DEPARTMENT OF AGRICULTURE/ WEIGHTS AND MEASURES STAFF

Agricultural Commissioner/Sealer of Weights & Measures.....Thomas Moss
Asst. Agricultural Commissioner/Sealer of Weights & Measures.....Vacant
Deputy Agricultural Commissioner/Sealer of Weights & Measures.....Ryan Knight
Office Manager.....Vanessa Sciarretta
Office Assistant.....Maria Vieyra
Agricultural/Weights & Measures Aide.....Vacant
Agricultural Biologist/ Weights & Measures Specialists.....Britt Schumacher
Kim Smith
Amber Woolwine
Kyle Fistolera
Jenna Baxter
Cece Trejo



Photographs provided by Tehama Creatives, Red Bluff Arts District, Red Bluff Chamber of Commerce, Britt Schumacher, Jenna Baxter, Loren Gehrung, Heather Kelly, Ryan Knight, and Kim Smith.

*Tehama County
Department of Agriculture
would like to thank all the contributors to the
2023 Crop & Livestock Report.*



*Thank You!
Your support is much appreciated.*



Tehama County—2023 Annual Crop & Livestock Report

<http://www.co.tehama.ca.us/>

PO Box 38
1834 Walnut St.
Red Bluff, CA 96080
(530)527-4504