

**CONTRACT CHANGE ORDER**

CEM-4900 (OLD HC-5 REV. 9/97) CT# 7541-3501-0

Change Requested by: ☒ Engineer ☐ Contractor

CCO NUMBER 15	SUP NUMBER	CONTRACT NO. Tehama County: 2708181 Caltrans: 02-IJ6204	ROAD 99W / S. Main Street	FEDERAL NUMBER(S) RPSTPL 5908(100)
------------------	------------	---	------------------------------	---------------------------------------

TO **S T Rhoades Construction** CONTRACTOR

You are directed to make the following changes from the plans and specifications or do the following described work not included in the plans and specifications for this contract. **NOTE: This change order is not effective until approved by the Engineer.**

Description of work to be done, estimate of quantities and prices to be paid. (Segregate between additional work at contract price, agreed price and force account.) Unless otherwise stated, rates for rental of equipment cover only such time as equipment is actually used and no allowance will be made for idle time. The last percentage shown is the net accumulated increase or decrease from the original quantity in the Engineer's Estimate

Perform miscellaneous changes to the planned guardrail installations at Location 3.

**EXTRA WORK AT FORCE ACCOUNT**

At Location 3, near the Walmart DC main entrance at "99W" Sta 429+00, install a cable anchor assembly (Type SFT-M) in lieu of the planned AITS and construct special post footings where required when crossing the reinforced concrete box culvert, as shown on the detail attached as sheet number 2 of this change order. At "99W" Sta 426+50 construct additional special post footings where required when crossing the RCB. At "99W" Sta 367+50 replace the asymmetrical "W" beam to thrie beam element with a symmetrical element at the SB approach to Coyote Cr Bridge.

Estimate of extra work at Force Account = \$7,000.00

**DECREASE IN ITEM AT ITEM PRICE**

Item 211 ALTERNATIVE IN-LINE TERMINAL SYSTEM 1 EA (-25%) @ \$3,787.00/EA = \$3,787.00 (-25%)  
Total estimated item decrease = (\$3,787.00)

Net cost for this change = \$3,213.00


There will be no time adjustment as a part of this change.

Estimated Cost: \$3,213.00

☐ Decrease ☒ Increase

By reason of this order the time of completion will be adjusted as follows: None

**SUBMITTED BY**

SIGNATURE 	James M. Smolenski, Resident Engineer	DATE 2/12/2025
---	---------------------------------------	-------------------

**APPROVAL RECOMMENDED BY**

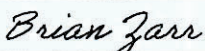
SIGNATURE	Jon McClain, County Project Manager	DATE
-----------	-------------------------------------	------

**ENGINEER APPROVAL BY**

SIGNATURE	William Pike, Interim Public Works Director	DATE
-----------	---	------

We the undersigned contractor, have given careful consideration to the change proposed and agree, if this proposal is approved, that we will provide all equipment, furnish the materials, except as may otherwise be noted above, and perform all services necessary for the work above specified, and will accept as full payment therefor the prices shown above. **NOTE: If you, the contractor, do not sign acceptance of this order, your attention is directed to the requirements of the specification as to proceeding with the ordered work and filing a written protest within the time therein specified.**

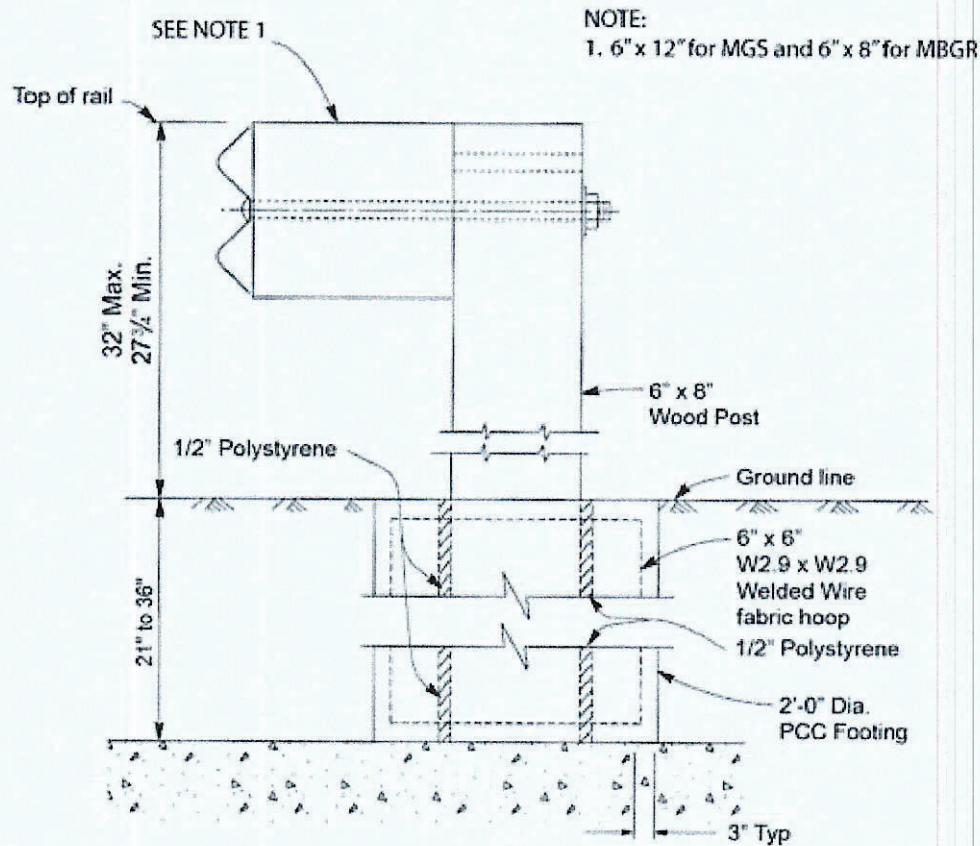
**CONTRACTOR ACCEPTANCE BY**

SIGNATURE 	(PRINT NAME & TITLE) Brian Zarr, Project Manager	DATE 4/16/25
---	---	-----------------

**TRAFFIC SAFETY SYSTEMS GUIDANCE**

41

03-2019

**Figure 13: Special Post Footing Detail**

Form socket in concrete to receive 6" x 8" post or place concrete around 6" x 8" post wrapped with one layer of 1/2" thick expanded polystyrene foam sheeting. Do not nail polystyrene to post. Post to be centered in concrete footing.

Note: Use this detail only by approval of HQ Traffic Safety Devices Branch Chief