

CONTRACT CHANGE ORDER

CEM-4900 (OLD HC-5 REV. 9/97) CT# 7541-3501-0

Change Requested by: ☒ Engineer ☐ Contractor

CCO NUMBER Five (5)	SUP NUMBER	CONTRACT NO. Tehama County: 2708181 Caltrans: 02-IJ6204	ROAD 99W / S. Main Street	FEDERAL NUMBER(S) RPSTPL 5908(100)
------------------------	------------	---	------------------------------	---------------------------------------

TO **S T Rhoades Construction** CONTRACTOR

You are directed to make the following changes from the plans and specifications or do the following described work not included in the plans and specifications for this contract. **NOTE: This change order is not effective until approved by the Engineer.**

Description of work to be done, estimate of quantities and prices to be paid. (Segregate between additional work at contract price, agreed price and force account.) Unless otherwise stated, rates for rental of equipment cover only such time as equipment is actually used and no allowance will be made for idle time. The last percentage shown is the net accumulated increase or decrease from the original quantity in the Engineer's Estimate

At the south end of Stage 1 construction limits, provide temporary traffic control according to the revised Stage Construction and Traffic Handling Plan sheets SC-1 and SC-1A attached as Sheet No. 2 and 3 of this change. The existing traffic signal heads at the Sister Mary Columba intersection will be realigned during to the 12' lateral traffic lane shift.

INCREASE IN ITEM AT ITEM PRICE

Item 110 TEMPORARY PAVEMENT MARKING (PAINT)

350 SQFT (+70.0%) @ \$6.50/SQFT = \$2,275.00 (+70.0%)

Item 111 TEMPORARY TRAFFIC STRIPE (PAINT)

6,817 LF (+45.5%) @ \$0.95/LF = \$6,476.15 (+45.5%)

Total estimated item increase = \$8,751.15

EXTRA WORK AT AGREED UNIT PRICE

Furnish and maintain one additional changeable message sign and a vehicle speed feedback sign positioned as shown on Sheet No. 2 of this change for NB traffic speed zone reduction. The Contractor agrees to accept \$4,750.00 per month for each month that the speed zone reduction is in place. Payment is full compensation for furnishing the resources and activities for this work.

Estimate of Extra Work at Agreed Unit Price: 11 months at \$4,750.00 / month = \$52,250.00

PAYMENT ADJUSTMENT AT AGREED LUMP SUM

Except for temporary traffic stripe (paint) and temporary pavement marking (paint) and speed zone reduction extra work described above, for the temporary traffic control work involved in this change order, you agree to accept the following lump sum payment. Payment is full compensation for furnishing the resources and activities for all work.

Estimate of Payment Adjustment at Agreed Lump Sum: \$13,411.80


There will be no time adjustment as a part of this change.

Estimated Cost: \$74,412.95

☐ Decrease ☒ Increase

By reason of this order the time of completion will be adjusted as follows: No adjustment

SUBMITTED BY

SIGNATURE 	James M. Smolenski, Resident Engineer	DATE 4/10/2025
---	---------------------------------------	-------------------

APPROVAL RECOMMENDED BY

SIGNATURE	John McClain, County Project Manager	DATE
-----------	--------------------------------------	------

ENGINEER APPROVAL BY

SIGNATURE	William Pike, Interim Public Works Director	DATE
-----------	---	------

We the undersigned contractor, have given careful consideration to the change proposed and agree, if this proposal is approved, that we will provide all equipment, furnish the materials, except as may otherwise be noted above, and perform all services necessary for the work above specified, and will accept as full payment therefor the prices shown above. **NOTE: If you, the contractor, do not sign acceptance of this order, your attention is directed to the requirements of the specification as to proceeding with the ordered work and filing a written protest within the time therein specified.**

CONTRACTOR ACCEPTANCE BY

SIGNATURE 	(PRINT NAME & TITLE) BRIAN ZARR, PROJECT MANAGER	DATE 4/16/25
---	--	-----------------

NOTES - ALL STAGES:

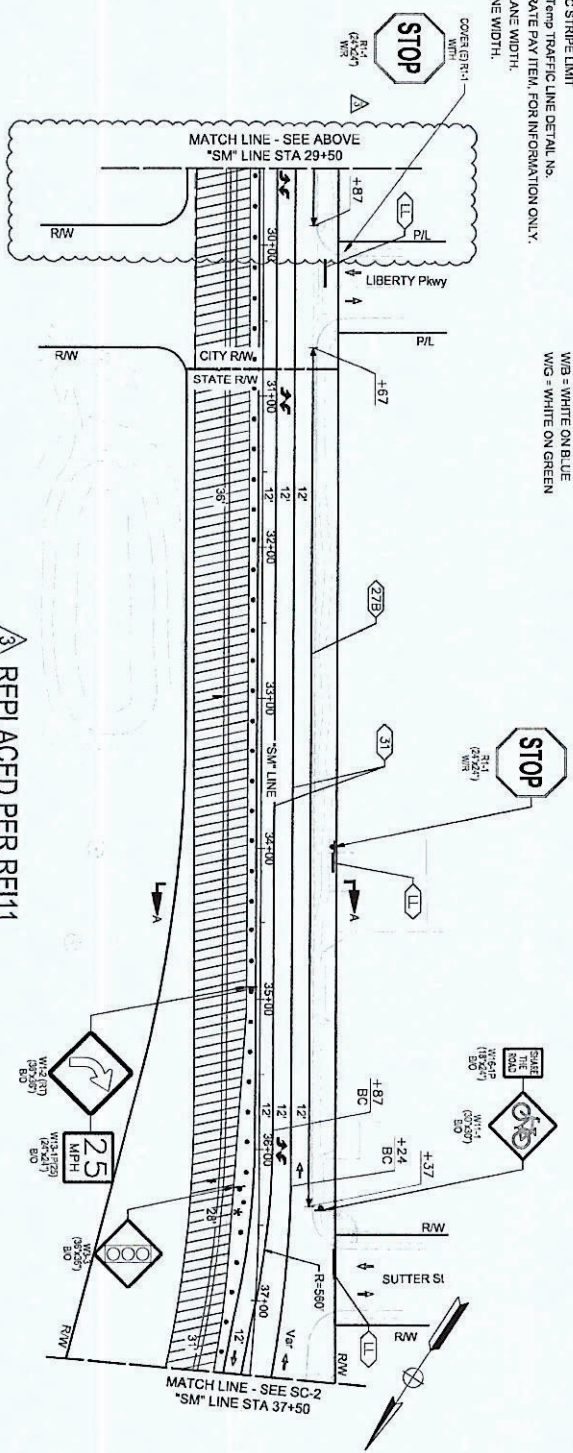
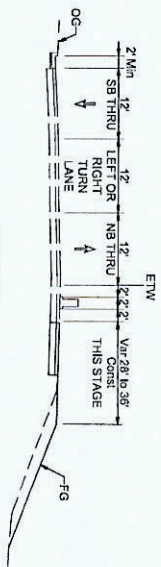
1. FOR ACCURATE ROW DATA, CONTACT RIGHT OF WAY ENGINEERING AT THE DISTRICT OFFICE.
2. INSTALL TEMPORARY TRAFFIC CONTROL INCLUDING POSTS, LIGHTING, SIGNALS, CRASH CUSHIONS.
3. REMOVE EXISTING PAVEMENT DELINEATION IN CONFLICT WITH STAGING.
4. THE PORTABLE LIGHTING SYSTEM TRAILERS SHALL BE PLACED AT COMMENCEMENT OF STAGE 1 AND REMOVED AFTER ALL LIGHTING IS IN OPERATION.
5. COMPLETE WORK BETWEEN "SM" 10+00 AND "SM" 38+00 AND FROM "SM" 46+25 TO "SM" 58+20.
6. PRIOR STAGE 4A CONCL.
7. COMPLETE STREET LIGHTING PRIOR TO STAGE 4B

LEGEND - ALL STAGES

- CONSTRUCT THIS STAGE (MINUS 0.1' HMA)
- PREVIOUSLY CONSTRUCTED (EARLIER STAGE)
- CONSTRUCT TEMPORARY PAVEMENT (SEE DETAILS)
- DIRECTION OF TRAVEL
- PLASTIC TRAFFIC DRUM (PLAN VIEW)
- CHANNELIZER (SURFACE MOUNTED)
- CHANNELIZER (SURFACE MOUNTED) (SECTION VIEW)
- Temp TRAFFIC STRIPE DETAIL No. (PAINT)
- 12" WHITE LIMIT LINE
- Temp TRAFFIC STRIPE LIMIT
- CHANGE OF Temp TRAFFIC LINE DETAIL No. (PAINT)
- NOT A SEPARATE PAY ITEM, FOR INFORMATION ONLY.
- PROPOSED LANE WIDTH
- EXISTING LANE WIDTH
- Temp PAVEMENT MARKING - TYPE I ARROW (48) (25 SF)
- Temp PAVEMENT MARKING - TYPE II ARROW (48 SF)
- Temp PAVEMENT MARKING - TYPE III ARROW (48 SF)
- Temp PAVEMENT MARKING - TYPE IV ARROW (33 SF)
- Temp PAVEMENT MARKING - "STOP" (22 SF)
- Temp PAVEMENT MARKING - YIELD LINE (24 SF)
- PORTABLE FLASHING BEACON SYSTEM
- PORTABLE TRANSVERSE RUBBLE STRIP
- PORTABLE CHANGEABLE MESSAGE SIGN
- TYPE III BARRICADE
- STATIONARY MOUNTED CAS
- BO = BLACK ON ORANGE
- BW = WHITE ON WHITE
- WR = WHITE ON RED
- WG = WHITE ON BLUE
- WIG = WHITE ON GREEN

STAGE 1 NOTES:

1. PLACE Temp TRAFFIC CONTROL DEVICES, Temp SIGNS, AND Temp PAVEMENT DELINEATION AS SHOWN.
2. CONSTRUCT PORTION OF ROADWAY SECTION (MINUS 0.1' HMA).
3. CONCL Temp HMA.



REPLACED PER RF111

APPROVED FOR STAGE CONSTRUCTION AND TRAFFIC HANDLING WORK ONLY

<p>TEHAMA COUNTY DEPARTMENT OF PUBLIC WORKS</p> <p>9300 SAN BENITO AVE GERRERT, CA 95035 530-355-4422</p>		<p>TEHAMA COUNTY DEPARTMENT OF PUBLIC WORKS</p> <p>RECONSTRUCTION</p> <p>11184670</p>		<p>STAGE CONSTRUCTION AND TRAFFIC HANDLING PLAN</p> <p>STAGE 1</p>	
<p>Author: J. L. WATKINS</p> <p>Checker: J. L. WATKINS</p> <p>Project Manager: M. BELLER</p> <p>Project Engineer: R. WATKINS</p>	<p>Design: J. L. WATKINS</p> <p>Checker: J. L. WATKINS</p> <p>Project Manager: M. BELLER</p> <p>Project Engineer: R. WATKINS</p>	<p>Scale: 1" = 40'</p>	<p>Scale: 1" = 40'</p>	<p>Scale: 1" = 40'</p>	<p>Scale: 1" = 40'</p>