

# Tehama County Crop & Livestock Report

2024

Farmer's Market  
DOWNTOWN  
JUNE-AUGUST



# Park Fire

The Park Fire ignited on July 24, 2024, in Chico California's iconic Bidwell Park. The fire quickly spread from Butte County into Tehama County posing serious threats to neighboring Plumas and Shasta Counties before ultimately burning 429,603 acres – most of which were within Tehama County.

The Tehama County Department of Agriculture is grateful for the collaboration with CAL FIRE, whose swift and professional coordination with Office of Emergency Services, and the U.S. Forest Service helped ensure public safety and preservation of the agriculture industry.

The Department is appreciative and proud of the efforts of our local entities, including the Tehama County Sheriff's Office, Tehama County Environmental Health, Tehama County Fire Department, Tehama County Administrative Office, Tehama County Department of Public Works, Tehama County Board of Supervisors, Tehama County Division of Animal Services, Tehama County Cattlemens Association, volunteer organizations, and the citizens of Tehama County. Their dedication and teamwork towards helping our community were vital during this crisis.

The Department is grateful for the coordination and implementation of the AG Pass program, which, through cooperation from the California Highway Patrol, allowed agricultural producers with an AG Pass to access restricted areas of the Park Fire to care for and preserve their livestock. Special thanks also go to the U.C. Davis Cooperative Extension Office and the Shasta County Department of Agriculture who throughout the event provided agricultural producers with the required training to obtain their Ag Passes.

The Tehama County Department of Agriculture is proud to be a part of a community so eager and willing to assist those in need, and thankful to all those who offered support.

**Cover Photo Credit: Dan Massie**






Photo credit: Maureen Bonessa and CAL FIRE







## COUNTY OF TEHAMA Department of Agriculture

1834 Walnut Street • P.O. Box 38 • Red Bluff, CA 96080

PHONE: (530) 527-4504 • FAX: (530) 529-1049

Thomas Moss  
Agricultural Commissioner/  
Sealer of Weights & Measures

[tmoss@tehama.gov](mailto:tmoss@tehama.gov)

Adam Davy  
Assistant Agricultural Commissioner/  
Sealer of Weights & Measures

[adavy@tehama.gov](mailto:adavy@tehama.gov)

Karen Ross, Secretary,  
California Department of Food and Agriculture

The Honorable Board of Supervisors, Tehama County

Robert Burroughs, District 1

Tom Walker, District 2

Pati Nolen, District 3

Matt Hansen, District 4

Greg Jones, Chair, District 5

It is my pleasure to present the 2024 Tehama County Crop and Livestock Report that is prepared pursuant to the provisions of Section 2279 of the California Food and Agricultural Code. This annual report is a summary estimate of acreage, yields, and production values for the agricultural industry in Tehama County. All figures in the report represent gross values only and do not reflect net income of producers.

The total gross value of Tehama County agricultural production in 2024 was \$407,789,400. This represents an increase of 34% (\$104,423,400) from the value in 2023.

Almonds surpassed walnuts as Tehama County's top crop with an overall value of \$115,974,600. Fruit and nut crops continued to be the top producing category, with a total value of \$281,591,600, which represents an overall increase of 34% from 2023.

Almonds more than doubled in value (129%) due to increase in yield and price per ton. Other crops that increased in value include: walnuts (75%), pistachios (2%), apiary products and services (8%) and vegetable crops (128%). Table olives dropped in value (-15%) but still held on to the number 5 spot for the top five commodity produced in Tehama.

Beef Cattle total value for 2024 increased by (18%), moving it up from the number 4 spot to the number 3 spot in the top five commodities for Tehama County. Field crops increased in value by (7%) due to an increase in values across the board and seed crop value decreased for the second consecutive year falling another (69%) due to another significant drop in the number of acres planted.

The top five highest value agricultural commodities for Tehama County in 2024 were:

#1 – Almonds - \$115,974,600

#2 – Walnuts - \$95,373,600

#3 – Beef - \$34,912,600

#4 – Apiary - \$28,043,500

#5 – Table Olives - \$25,624,400

My sincere appreciation is extended to the growers, processors, government agencies, and others that provided information used in preparing this report. This publication would not be possible without their combined efforts. I wish to thank my staff that assisted in compiling this report with special recognition to Agricultural Biologist Kim Smith for the report's overall coordination and production.

Respectfully submitted,

Thomas A. Moss  
Agricultural Commissioner/Sealer of Weights & Measures



# Table of Contents

Fruit and Nut Crops .....	1
Field Crops .....	2
Seed Crops .....	3
Vegetable Crops .....	3
Nursery Products.....	3
Livestock and Poultry.....	4
Livestock and Poultry Products .....	5
Pasture and Range .....	5
Apiary Products and Services .....	6
Timber Products .....	6
Summary .....	7
A Glimpse into the Past .....	8
Sustainable Agricultural Report.....	9
Sustainable Agricultural Report.....	10
Organic Farming and Direct Marketing .....	11
Tehama County Exports .....	12
Weights and Measures .....	13
Department of Agriculture/ Weights and Measures Staff .....	15




# Top 5 Highest Value Crops

**#1 Almonds**



**#2 Walnuts**



**#3 Beef**



**# 4 Apiary**



**#5 Table Olives**



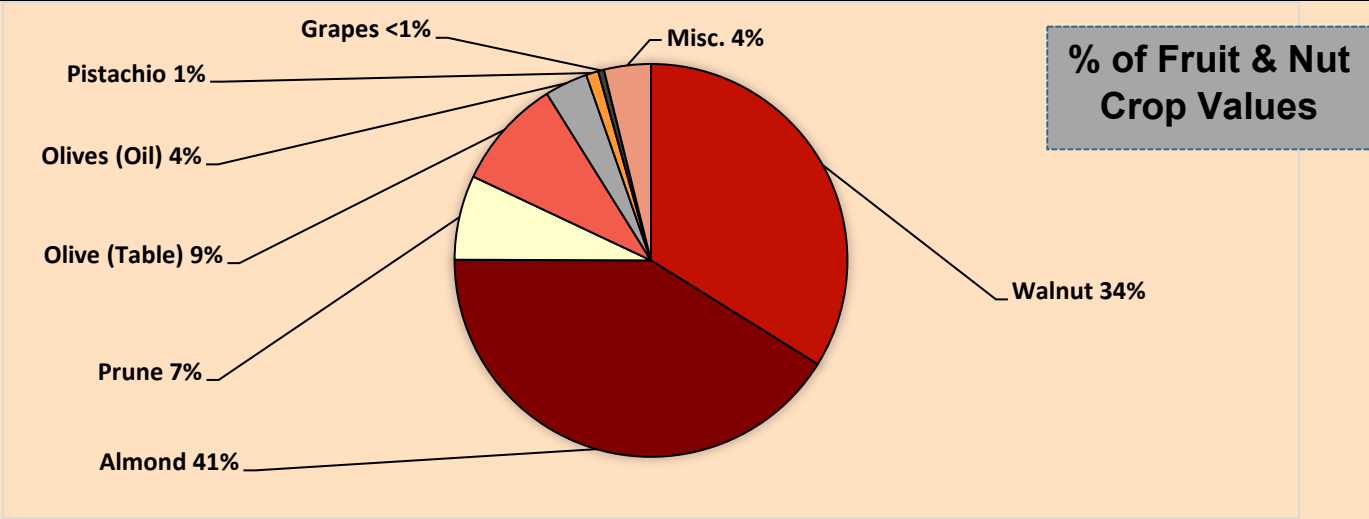




# Fruit and Nut Crops

Crop	Year	Bearing Acres	Yield (tons/acre)	Total Tons	Value/ Ton	Total Value
Almond (meats)	2024	22,795	1.04	23,707	\$4,892	\$115,974,600
	2023	20,872	0.71	14,819	\$3,415	\$50,609,000
Olives, Table	2024	3,919	5.49	21,515	1,191	25,624,400
	2023	3,842	6.13	23,551	1,281	30,173,100
Olives, Oil	2024	3,810	3.33	12,687	786	9,972,000
	2023	3,635	3.99	14,504	698	10,123,600
Prunes	2024	5,317	1.79	9,517	2,059	19,595,500
	2023	5,168	2.42	12,507	2,061	25,775,100
Walnuts (in shell)	2024	31,396	1.76	55,257	1,726	95,373,600
	2023	30,203	2.39	72,185	756	54,571,900
Grapes	2024	258	4.78	1,233	1,087	1,340,300
	2023	204	4.57	932	1,705	1,588,700
Pistachios	2024	730	1.07	781	3,654	2,853,800
	2023	682	1.24	846	3,307	2,797,700
Miscellaneous*	2024					10,857,400
	2023					9,656,300
Total	2024					\$281,591,600
	2023					\$185,295,400

\*Misc.: Almond Hulls, Apples, Apricots, Blueberries, Cherries, Mandarins, Oranges, Organic Figs, Peaches, Pecans, Persimmons, Pomegranates, Walnut Shells, Citrus, Stone Fruit, & Pome Fruit.





## Field Crops

Crop	Year	Harvested Acres	Yield (tons/acre)	Total Tons	Value/Ton	Total Value
Wheat Hay	2024	2,776	2.30	6,385	\$239	\$1,526,000
	2023	2,467	2.59	6,390	\$235	\$1,501,700
Corn	2024	386	4.80	1,853	225	416,900
	2023	386	4.70	1,814	176	319,300
Alfalfa Hay	2024	1,267	6.50	8,236	280	2,306,100
	2023	1,399	5.04	7,051	234	1,649,900
Grain Hay	2024	1,353	5.37	7,266	229	1,663,900
	2023	1,069	3.50	3,742	207	774,600
Hay, Other**	2024	1,616	2.86	4,622	199	919,800
	2023	1,961	3.30	6,471	245	1,585,400
Miscellaneous*	2024					468,200
	2023					975,200
Total	2024					\$7,300,900
	2023					\$6,806,100

\*Misc.: Barley, Beans, Hops, Lavender, Loofah, Safflower, & Wild Rice.

\*\*Moved Rye Grass, and Sudan Grass Hay from Miscellaneous to Hay, Other.







## Seed Crops

	Year	Harvested Acres	Total Value
Miscellaneous*	2024	20	\$303,600
	2023	76	\$970,100

\*Includes Certified Sunflowers

## Vegetable Crops

	Year	Harvested Acres	Total Value
Misc. Vegetables*	2024	296	\$1,036,000
	2023	152	\$455,100

\*Includes Certified Farmer's Markets & Roadside Stands

## Nursery Products

	Year	Total Value
Nursery*	2024	\$19,409,400
	2023	\$21,746,500

\*Includes Bamboo, Berries, Grapevines, Figs & Bedding Plants





## Livestock and Poultry

	Year	Number of Head Sold	Total Live Weight (cwt)	Value/cwt	Total Value
Calves	2024	5,419	29,748	\$217	\$6,455,300
	2023	5,301	29,101	\$205	\$5,965,700
Feeders	2024	12,643	88,504	213	18,851,400
	2023	12,368	86,578	195	16,882,700
Registered Stock	2024	298			3,772,200
	2023	351			2,451,200
Cows & Bulls	2024	3,456	45,576	128	5,833,700
	2023	3,392	44,732	95	4,249,500
Dairy Cattle	2024				2,335,200
	2023				2,026,600
Meat Goats	2024	2,500	2,500	316	790,000
	2023	2,500	2,500	284	710,000
Misc. Livestock*	2024				2,590,700
	2023				2,692,200
Total	2024				\$40,628,500
	2023				\$34,977,900

\*Misc.: Aquaculture, Sheep & Lambs, Hogs & Pigs, Bison, Poultry, Rabbits, & Misc. Fowl







## Livestock and Poultry Products

	Year	Production	Value	Total Value
Milk*	2024	608,430 cwt	\$20.35/cwt	\$12,381,600
	2023	608,430 cwt	\$19.20/cwt	\$11,681,900
Animal Fiber**	2024	2,055 hd	1.40/lb	28,770
	2023	2,055 hd	1.80/lb	36,990
Eggs	2024			241,900
	2023			310,300
Total	2024			\$12,652,300
	2023			\$12,029,200

\*Source: National Agricultural Statistics Service

\*\*Animal Fiber: Includes Wool & Alpaca Fiber

## Pasture and Range

	Year	Acres	Value/Acre	Total Value
Irrigated Pasture	2024	16,678	\$240	\$4,002,700
	2023	16,708	\$240	\$4,009,900
Range	2024	912,868	14.00	12,780,200
	2023	912,988	12.00	10,955,900
Stubble*	2024	4,654	8.75	40,700
	2023	4,689	8.75	41,000
Total	2024			\$16,823,600
	2023			\$15,006,800

\*Includes Rice, Sudan, Barley & Wheat





# **Apiary Products and Services**

	Year	Colonies	Value/Colony	Total Value
Pollination	2024	46,506	\$207	\$9,626,700
	2023	42,719	\$201	\$8,586,600
Apiary Products*	2024			18,416,800
	2023			17,492,300
Total	2024			\$28,043,500
	2023			\$26,078,900

\*Includes Honey, Queens, Wax, & Package Bees



# **Timber Products**

	Year	Harvested Board Feet	Total Value
Timber Products*	2024	154,062,000	\$15,058,653
	2023	62,463,000	\$9,433,054

\*Data Provided by National Agricultural Statistics Service

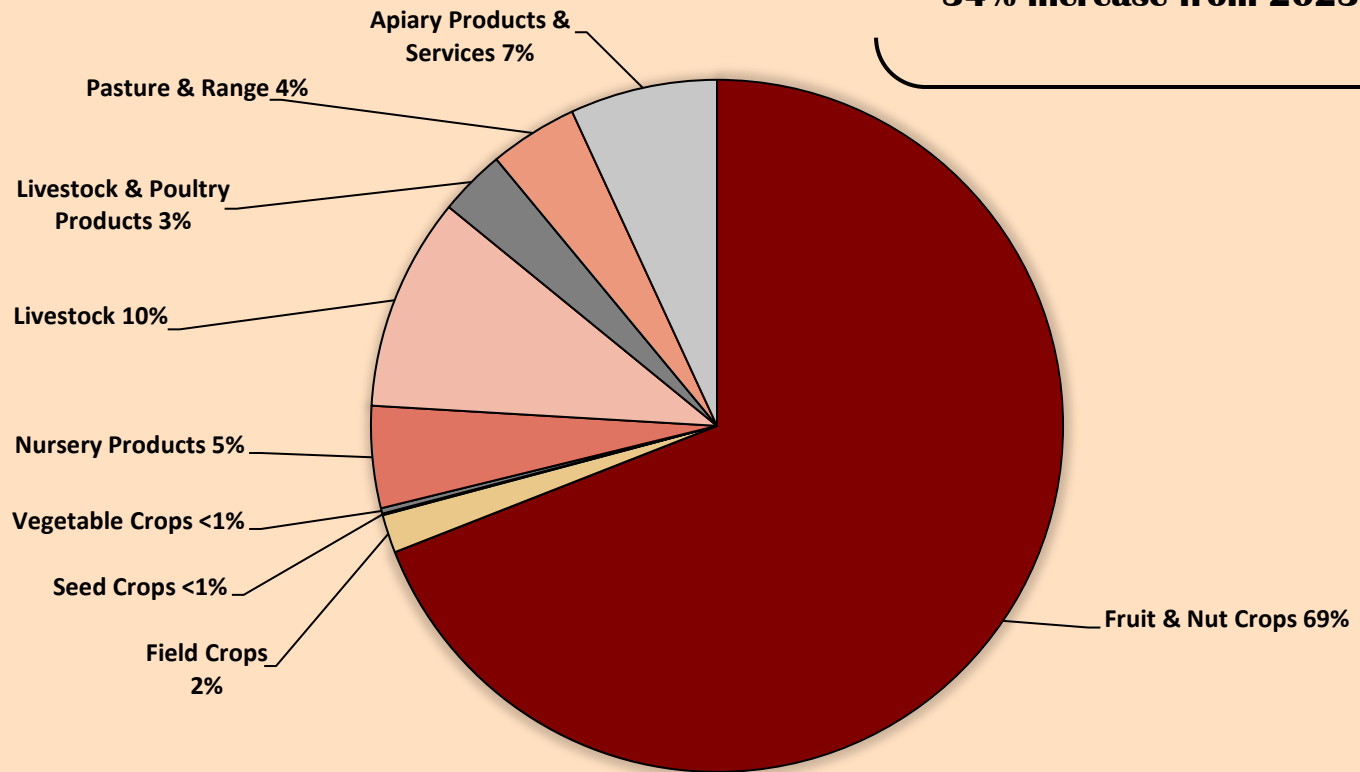


# Summary

**\$407,789,400**

**2024 Total Crop Value**

**34% increase from 2023**

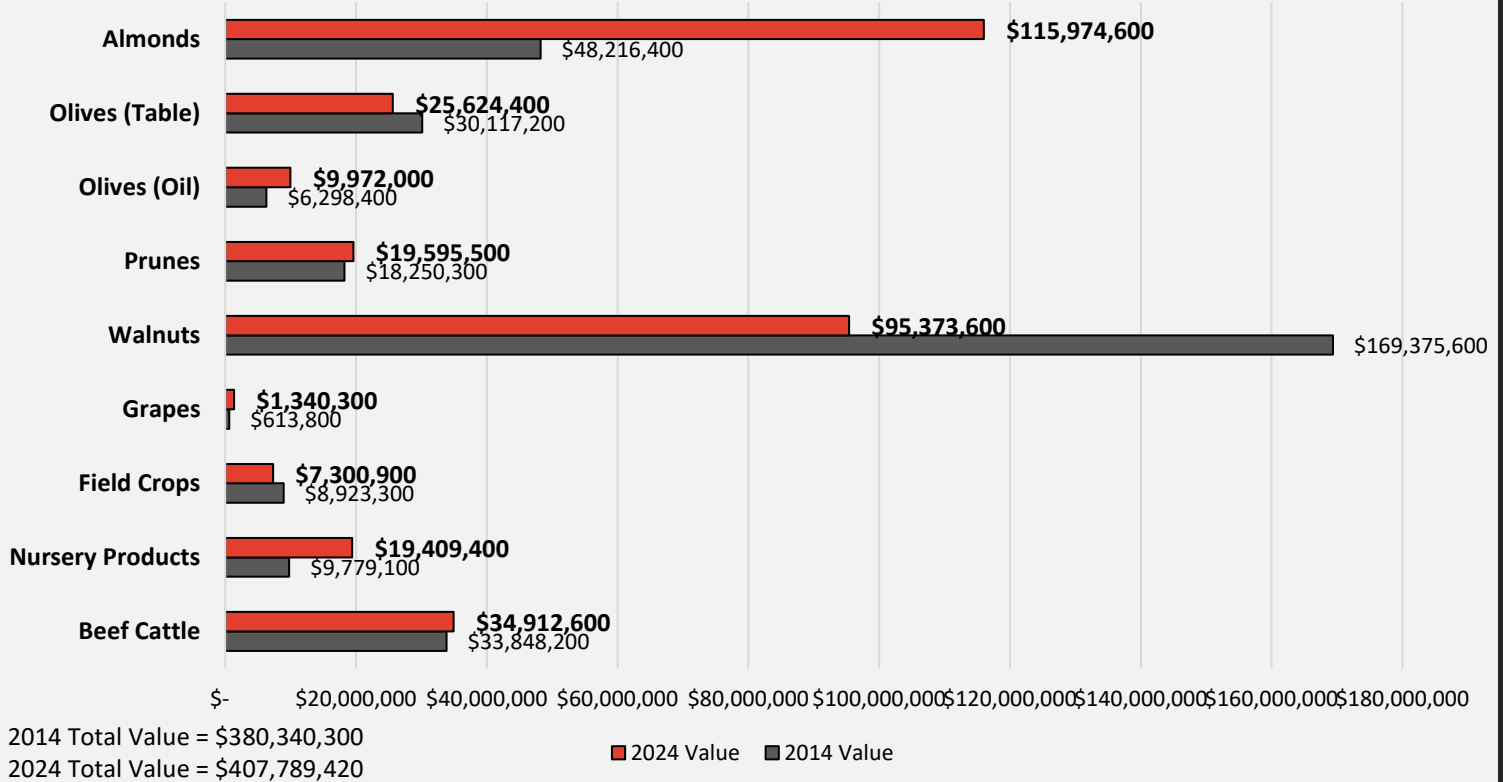


Commodity	2022	2023	2024	2023-2024 % Change
Fruit & Nut Crops	\$121,070,900	\$185,295,400	\$281,591,600	52%
Field Crops	8,429,600	6,806,100	7,300,900	7%
Seed Crops	1,692,700	970,100	303,600	-69%
Vegetable Crops	363,000	455,100	1,036,000	128%
Nursery Products	14,748,400	21,746,500	19,409,400	-11%
Livestock & Poultry	28,389,500	34,977,900	40,628,500	16%
Livestock & Poultry Products	17,156,800	12,029,200	12,652,300	5%
Pasture & Range	14,010,300	15,006,800	16,823,600	12%
Apiary Products & Services	20,957,000	26,078,900	28,043,500	8%
<b>Total</b>	<b>\$226,818,200</b>	<b>\$303,366,000</b>	<b>\$407,789,400</b>	<b>34%</b>

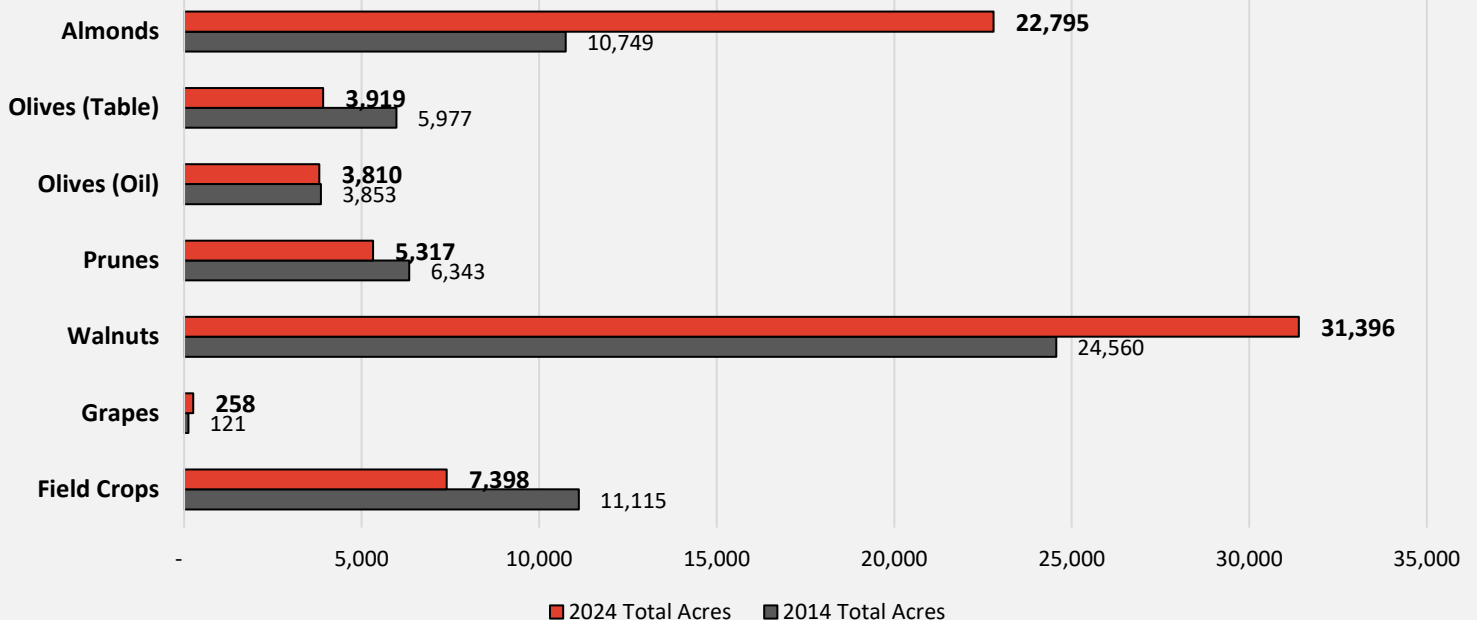


# A Glimpse into the Past

## Crop Values



## Total Acres





# Sustainable Agricultural Report

In accordance with Section 2272 of the California Food and Agriculture Code, the Sustainable Agricultural Report provides a brief account of efforts being made to exclude or eradicate exotic pests and to best manage those which already exist in a manner most conducive to the protection of agricultural production and our environment.

## Quarantine Inspections – 1<sup>st</sup> Line of Defense

During 2024, 268 shipments of agricultural products were inspected for compliance with quarantine requirements, which resulted in no live detections. These included 45 border station hold notices (008), 182 glassy-winged sharpshooter interior hold notices (blue tags), and 41 truckloads of bee hives.

## Pest Prevention – 2<sup>nd</sup> Line of Defense

Tehama County's pest prevention program included pest detection trapping for several exotic pests. Trapping and nursery inspections were conducted for light brown apple moth and glassy-winged sharpshooter. European grapevine moth traps were placed in commercial grape vineyards. Asian citrus psyllid traps were deployed throughout the county during a winter trapping survey.



Emerald Ash Borer  
50 traps deployed  
No detections



Glassy-winged Sharpshooter  
126 traps deployed  
No detections



Light Brown Apple Moth  
16 traps deployed  
No detections



European Grapevine Moth  
17 traps deployed  
No detections



Asian Citrus Psyllid  
60 traps deployed  
No detections



Mediterranean Fruit Fly  
63 traps deployed  
No detections



Oriental Fruit Fly  
23 traps deployed  
No detections



Melon Fly  
18 traps deployed  
No detections



Japanese Beetle  
29 traps deployed  
No detections



Spongy Moth  
220 traps deployed  
No detections













Small Hive Beetle

# Sustainable Agricultural Report

## Noxious Weeds

Tehama County encompasses approximately 1,904,640 acres, which are surveyed by our department for noxious weeds listed by California Department of Food and Agriculture. In 2024, five noxious weeds were under eradication and five species were under limited control treatment.

Eradication Species – 3 <sup>rd</sup> Line of Defense			Limited-Control Species	
				
Canada Thistle <i>Cirsium arvense</i> B-rated	Spotted Knapweed <i>Centaurea stoebe</i> A-rated		Whitehorse Nettle <i>Solanum elaeagnifolium</i> B-rated	Perennial Peppergrass <i>Lepidium latifolium</i> B-rated
				
Skeleton Weed <i>Chondrilla juncea</i> A-rated	Dalmatian Toad-Flax <i>Linaria dalmatica</i> A-rated		Oblong Spurge <i>Euphorbia oblongata</i> B-rated	Heart-podded Hoarycress <i>Lepidium draba</i> B-rated
				
Russian Knapweed <i>Acroptilon repens</i> B-rated			Rattlebox <i>Sesbania punicea</i> B-rated	



# Organic Farming and Direct Marketing

---

## Organic Farming

In 2024, Tehama County had 29 registered organic growers. Organically farmed land totaled 13,633 acres, including rangeland. Operations range from small gardens catering to local Certified Farmer's Markets to livestock, dairy, orchard, and field crop producers providing products on a larger scale



## Certified Farmer's Markets (Direct Marketing)

Certified Farmer's Markets are diverse marketplaces that allow farmers to sell directly to the consumer and allows the consumer to directly interact with the farmer to learn how their food is produced. Tehama County issued 30 Certified Producer Certificates in 2024.

---

### *2024 Certified Farmer's Markets*

---

#### Red Bluff Chamber of Commerce Certified Farmer's Market

##### Wednesday Market

Washington and Pine Streets, Downtown Red Bluff  
June-August  
Wednesdays, 5-8 P.M.

##### Saturday Market

100 Main Street, Red Bluff  
Year-Round  
Saturdays 9 A.M. – 1 P.M.

# Tehama County Exports

Phytosanitary certificates are documents stating that a said plant or plant product is free from pests and diseases, which are required by an importing country. Import requirements are designed to protect the importing countries' agricultural industry from insects and diseases, which have the potential to arrive with the shipment, and to ensure a higher quality product.

## USDA Phytosanitary Certificates Issued: 1,950

Global Exports: Almonds, Figs, Lumber, Prunes, Raspberry Plants, Strawberry Plants, Walnuts, Walnut Shells, & Wine Grapevines.

### Importing Countries



## State Phytosanitary Certificates Issued: 53

State Exports: Strawberry Plants, Olive Trees, & Wine Grapevines

### Importing States:

Arizona, Colorado, Florida, Georgia, Hawaii, North Carolina, New York, Oregon, Texas, Washington.



# Weights and Measures

Tehama County Weights and Measures performs routine inspections on several types of weighing and measuring devices each year within our county. This service provides protection to sellers and consumers from inaccurate or faulty weighing and measuring devices. Other weights and measures programs that Tehama County implements include Petroleum Inspections, Quantity Control, Price Verification, and Weighmaster. We also investigate all complaints received within the various weights and measures programs.


## 2024 Commercial Devices Inspected

### *Measuring Devices*

Utilities (Electric, Vapor, Water)	2580
Liquified Gas Meters	33
Motor Fuel Meters	1026
Miscellaneous Meters	22

### *Weighing Devices*

Computing/Counter Scales	174
Dormant/Platform Scales	50
Hanging Scales	4
Livestock & Animal Scales	28
Monorail & Meat Beam Scales	6
Prescription/Jeweler/Grading Scales	21
Vehicle Scales	43



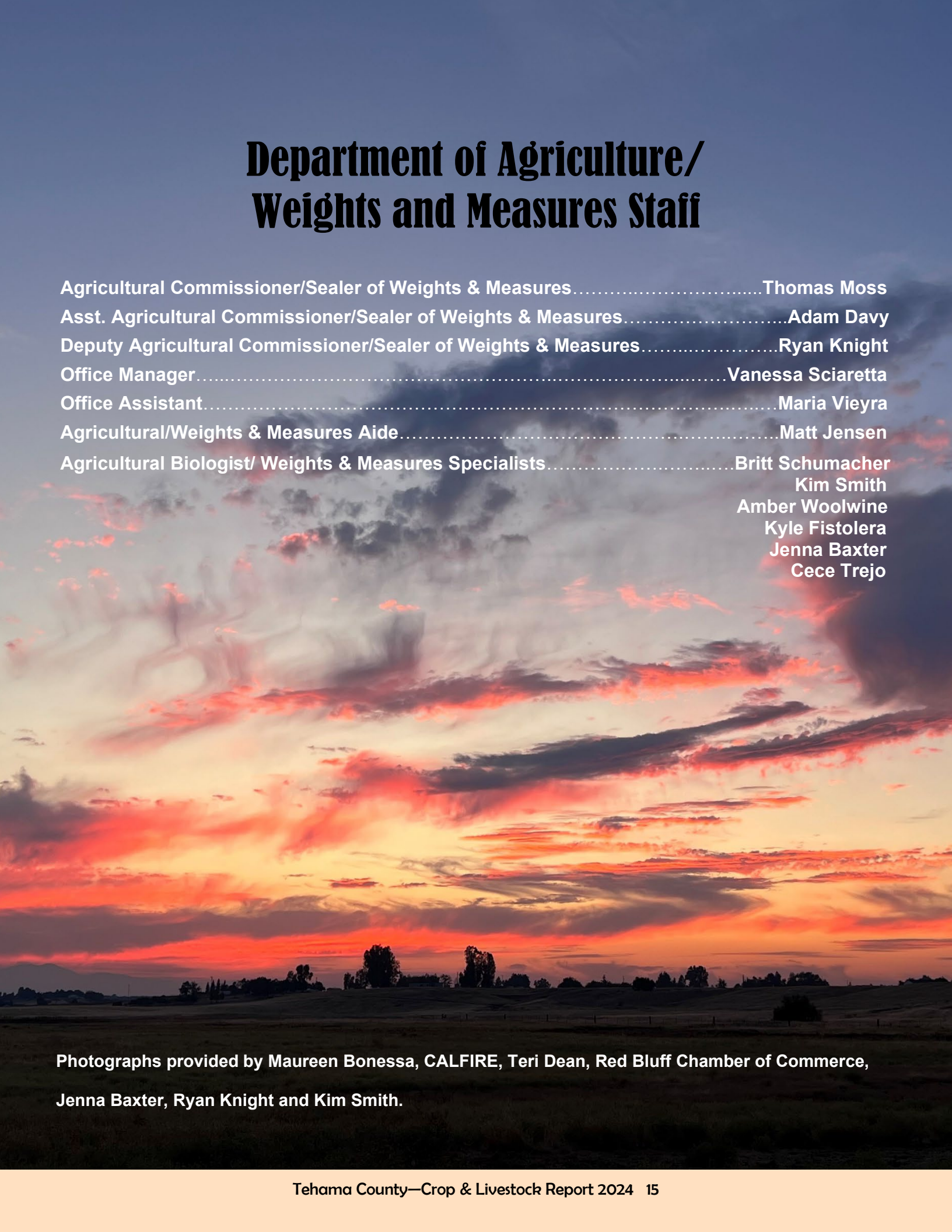
## **With much gratitude and appreciation, we dedicate the 2024 Tehama County Crop & Livestock Report to Doni Rulofson**



In July of 2002, Doni Rulofson came to Tehama County where she served our community as one of the most dedicated and appreciated employees to ever serve. She spent two years as an Agricultural Biologist/ Inspector of Weights & Measures; her merits and work ethic earned her the promotion to Deputy Commissioner/Sealer in 2005. After serving 10 years in that role, she received the well-deserved promotion to Assistant Commissioner/Sealer for our county in 2015. Her commitment to Tehama County was rewarded again in 2019 when she was appointed by the Tehama County Board of Supervisors to represent our county as the new Agricultural Commissioner/Sealer in which she represented with the upmost integrity and servitude possible. With her innate ability to make each individual feel recognized and heard, along with her decision making and leadership skills, Doni proved to be one of the best agricultural commissioners in the entire state. She is missed by all, but her imprint to our department will be felt for many years to come.




# Department of Agriculture/ Weights and Measures Staff





Agricultural Commissioner/Sealer of Weights & Measures.....	Thomas Moss
Asst. Agricultural Commissioner/Sealer of Weights & Measures.....	Adam Davy
Deputy Agricultural Commissioner/Sealer of Weights & Measures.....	Ryan Knight
Office Manager.....	Vanessa Sciarretta
Office Assistant.....	Maria Vieyra
Agricultural/Weights & Measures Aide.....	Matt Jensen
Agricultural Biologist/ Weights & Measures Specialists.....	Britt Schumacher Kim Smith Amber Woolwine Kyle Fistolera Jenna Baxter Cece Trejo

Photographs provided by Maureen Bonessa, CALFIRE, Teri Dean, Red Bluff Chamber of Commerce,  
Jenna Baxter, Ryan Knight and Kim Smith.

Tehama County  
Department of Agriculture  
would like to thank all the contributors to the  
2024 Crop & Livestock Report.



Thank You!  
Your support is much appreciated.



Tehama County—2024 Annual Crop & Livestock Report

<http://www.co.tehama.ca.us/>

PO Box 38  
1834 Walnut St.  
Red Bluff, CA 96080  
(530)527-4504